

USER MANUAL

Netti Mobile D1 with
Dahl Docking System

Enable joy of life

NETTI MOBILE D1 WITH DAHL DOCKING SYSTEM

USING NETTI MOBILE D1 AS A SEAT IN A CAR.

THIS USER MANUAL IS AN ATTACHMENT TO THE STANDARD NETTI MOBILE USER MANUAL. THIS MANUAL **ONLY** DEALS WITH HOW TO USE THE DOCKING SYSTEM WHEN NETTI MOBILE D1 IS USED AS A SEAT IN A CAR.

All other information about Netti Mobile is found in the ordinary Netti Mobile user manual. The user Manuals in several languages are also found on our homepage www.My-Netti.com.


The user manuals on the homepage are always the latest updates. It may be helpful for visual impaired users to read the manual on the web-page.

Netti Mobile D1

is a class B powered wheelchair rated for indoor and outdoor use. The chair itself is tested to DIN/EN 12184:2009 by TÜV Süd GmbH in Germany.

Netti Mobile D1 is crash tested and approved according to ISO 7176-19:2008 at Dahl engineering test laboratory in Denmark for **max user weight of 136kg.**


If possible the wheelchair users should transfer to the vehicle seat and use the vehicle-manufacturer-installed restraint systems whenever it is feasible, and the unoccupied wheelchair should be stored in a cargo area or secured in the vehicle during travel.



If the use of vehicle seat is not feasible, using Netti Mobile as seat in the vehicle is approved.

Netti Mobile D1 is equipped with a Dahl docking lock plate underneath the battery box frame, which allows the Netti Mobile D1 to be fixed to a Dahl Docking System mounted in the car floor; wheelchair facing forward in driving direction.

For detailed information to the Dahl Docking System, please see the homepage: www.dahlengineering.dk

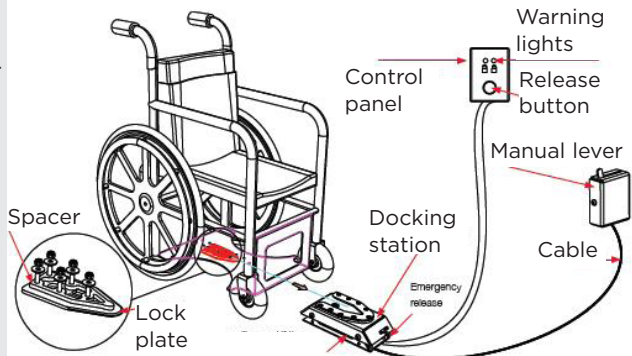


When using the docking system: Drive the wheelchair carefully straight towards and over the locking unit in the car floor until the chair locks on to the floor fixing. A warning tone will sound if the locking plate is not properly engaged.

The control panel for the docking system in the car also shows warning lights if the chair is properly locked or not.

To unlock: push the release button and drive carefully backwards.

Description of the function




A warning tone will sound if the lock plate is not properly engaged

Netti Mobile D1 has also wheelchair securement points on the frame - suitable for 4 point Tie down Restrain system conforming to ISO 10542 or SAE J2249 with non adjustable front straps and adjustable rear straps.

Netti Mobile is tested and approved for use as a seat in a vehicle according to ISO 7176-19:2008 with this tie down belt system as well.

The securement points are marked with hook signs:



PRECAUTIONS TO BE TAKEN WHEN NETTI MOBILE IS USED AS A SEAT IN A VEHICLE:

! User with body length 185 cm and more, must have chair back extension mounted when Netti Mobile is used as a seat in a vehicle.

! Netti Mobile must have head support installed when used as a seat in a vehicle

! Remove accessories

Netti Mobile has been crash tested with no extra accessories. When Netti Mobile is used as a seat in a vehicle, make sure to remove all accessories like tables, bags, abductions block and other items that may detach or cause injury to vehicle occupants in the event of a collision.

Make sure to secure the detached items that they do not break free and cause harm in case of an accident.

SECURING THE WHEELCHAIR OCCUPANT

Rise the wheelchair back to an upright position and lock any chair-back movements.

! Safety belts:

Please note: The postural supports in the wheelchair are **not** safety belts.

Secure the occupant of the wheelchair - forwards facing - with the car safety restraints (pelvic and shoulder restraints).

Watch out that the webbing is not twisted.

Make sure to place the safety belt restraints in a way that give the full safety effect in case of an accident:

See illustration and description on the side.

Pull the pelvic belt tight, tighten the chest part of the belt until a fist fits between the belt and the chest of the occupant.

The pelvic-belt restraint should be worn low across the front of the pelvis, so that the angle of the pelvic-belt restraint is within the preferred zone of 30° to 75° to the horizontal.

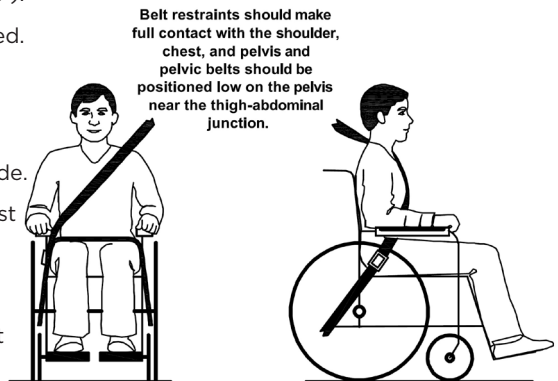





Illustration of proper belt-restraint fit

 Take care when applying the occupant restraint to position the seatbelt buckle so that the release button will not be contacted by wheelchair components during a crash.


 When fitting the seat belt, make sure that the webbing is not in contact with sharp objects, which could cause the seat belt to tear during impact.

 Make sure that the head support and all other adjustable items are firmly fixed.

Any seat cushions in Netti Mobile has to be made of firm foam - like in Netti Seating System, when Netti Mobile is used as a seat in a vehicle.


NETTI DYNAMIC MOBILE

Netti Mobile has been crash tested and approved with Netti Dynamic System:

 Make sure to lock the back in an upright position and lock the foot supports in an vertical position, when Netti Dynamic Mobile is used as a seat in a vehicle.

NETTI MOBILE INTUITIVE

Netti Mobile has been crash tested and approved for being used as a seat in a vehicle. The Intuitive control System is risk evaluated to be within the acceptable range of equipment for Netti Mobile suitable for using Netti Mobile Intuitive as a seat in a vehicle.

 Make sure to always fold down and fix the intuitive control push bow to vertical position, when Netti Mobile is used as a seat in a vehicle.

Netti Mobile is equipped with spill-proof sealed batteries.

Netti Mobile complies with the requirements of ISO 7176-19:2008 and, as such, has been designed and tested for use only as a forward-facing seat in a motor vehicle,

The wheelchair has been dynamically tested in a forward-facing orientation with the ATD restrained by both pelvic and shoulder belts (e.g. a shoulder belt as part of a three-point belt restraint),

Both pelvic- and shoulder-belt restraints should be used to reduce the possibility of head and chest impacts with vehicle components.

PRODUCT RESPONSIBILITY

Netti Mobile with different configurations of Netti equipment has been tested / risk evaluated by Alu Rehab.

Any alterations or substitutions must not be made to the wheelchair securement points or to structural and frame parts without consulting the wheelchair manufacturer Alu Rehab.

Alterations of Netti components or substitutions of components from third part suppliers to Netti Mobile requires the risk evaluation and acceptance of the product responsibility and safety for use of the wheelchair from the manufacturer that is performing the substitution or alteration.

SPECIAL ADJUSTMENT / ADAPTATIONS BY THIRD PART

Special adjustments/adaptations are defined as all adjustments that are not included in the main user manual for Netti Mobile.

Wheelchairs that are especially adjusted/ adapted by the customer can not keep the CE mark given by Alu Rehab A.S Norway. If customer adaptations is done, the warranty given by Alu Rehab A.S Norway will not be valid.

If any uncertainty about special fitting and adaptations, please contact Alu Rehab A.S.

GUARANTEE

Alu Rehab is providing you with a 5-year guarantee on all frame components and on the cross-tube assembly. There is a 2-year guarantee on all other components except batteries. For the batteries a 6 month guarantee is provided.

Alu Rehab is not responsible for any damage resulting from inappropriate or unprofessional installation and/or repairs, neglect, wear, from changes in wheelchair assemblies or institutions not approved by Alu Rehab or by use of spare parts delivered or produced by third parties. In such cases, this guarantee shall be considered null and void.

FOR DETAILED INSTRUCTIONS FOR USE, MAINTENANCE AND GUARANTEE CONDITIONS, PLEASE STUDY:

- THE USER MANUAL FOR NETTI MOBILE UM0061

The latest updates for user manuals and mounting descriptions are found on our homepage www.My-Netti.com

The mass of Netti Mobile is 94kg for a wheelchair with 40 cm seat width.

IN DIALOGUE WE CREATE
SIMPLE SOLUTIONS AND
ENABLE JOY OF LIFE



This product conforms to
93/42/EEC for medical products.

UM0118 UK
2016-05

FEEL FREE TO CONTACT US:



Alu Rehab AS
Bedriftsvegen 23
4353 Klepp Stasjon
NORWAY

T: +47 51 78 62 20
post@My-Netti.com

Alu Rehab ApS
Kløftehøj 8
DK-8680 Ry

T: +45 87 88 73 00
F: +45 87 88 73 19
info@My-Netti.com

My-Netti.com